

Safe use of Candles Procedure






1. Lighting

Preferred method of lighting in tents, caravans and annexes is either the use of electricity or battery operated lights and torches, instead of flames or matches. Invest in a camping tent made of fireproof material for added safety.

The use of candles and other naked flames for lighting is prohibited in tents and caravans. If your lights fail, please ask the Camp Superintendent for assistance.

In the event that there may be special circumstances and you are given permission to use a naked flame for lighting, you must observe the following safety protocols.

1.1 Candles

-  Never keep open flames inside the tent, caravan or annex, make sure your candles are enclosed in glass candleholders.
-  If you use citronella candles in your tent, caravan or annex, make sure you blow them out before sleeping or leaving the tent.
-  Do not light your candles near flammable, liquids or gases.
-  Keep children away from lit candles and remember to remove and secure any lighters and matches.
-  Never leave a lit candle unattended by a responsible adult.

2. In an Emergency

1. Call 000 and ask for the Fire Department
2. Clear the area of all personnel immediately, and make things safe if possible without a delay.
3. Call the Superintendent, or arrange for someone to notify the Superintendent.
4. If the Superintendent is not available, contact the Risk Management department (located at the Camp Office).

3. Hazards and Incidents

If you wish to notify the Risk Management Officer or superintendents of any hazards you've noticed please visit the Camp office for a Hazard Report. You will also be able to get Incident Reports from the Camp office if you have been involved in or witnessed an incident.